

© 2004 Wonderlens.  
WONDERLENS.COM

© 2004 Wonderlens.  
WONDERLENS.COM

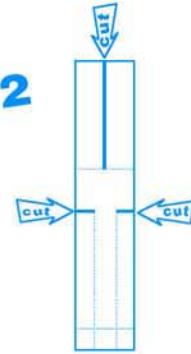
# WONDERLENS SPINNERS

1



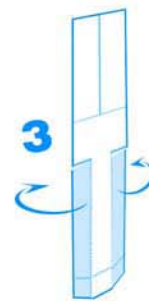
PRINT out the page.  
CUT out each Spinner.

2



CUT along the solid lines

3



4



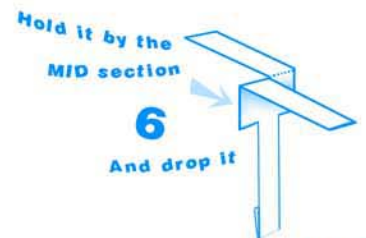
FOLD sides back...FOLD tail tip back

5



..FOLD top flaps down  
Spinner is ready to go!

6



Hold it by the MID section  
And drop it  
the higher you drop it from,  
the more it will spin.