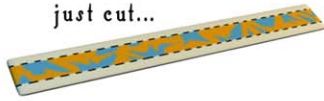


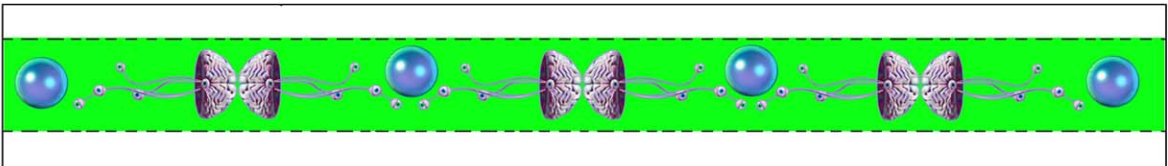


WRISTBANDS and BRACELETS



fold these outer edges under so you won't get a paper cut... ouch!

cut the wristband out along the solid lines and fold it along the dotted lines

.... then tape the ends together to make your wristband!



TO DOWNLOAD: pc: click Right mouse button and select "save picture as".
Mac: click and hold mouse button, select "save as" (or "download image").
To down a higher resolution image as an Adobe Acrobat file, [CLICK HERE](#)