

© 2004 Wonderlens.  
WONDERLENS.COM

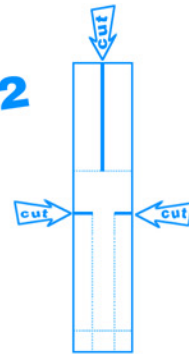
© 2004 Wonderlens.  
WONDERLENS.COM

**1**



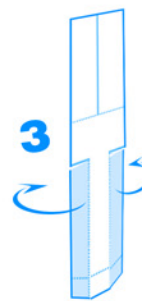
PRINT out the page.  
CUT out each Spinner.

**2**



CUT along the solid lines

**3**

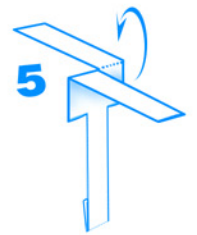


**4**



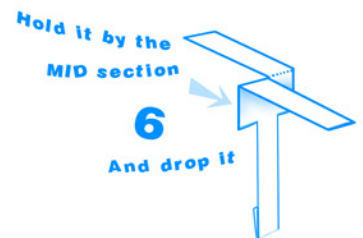
FOLD sides back...FOLD tail tip back

**5**



..FOLD top flaps down  
Spinner is ready to go!

**6**



And drop it  
the higher you drop it from,  
the more it will spin.